

Landford Parish Council

Affordable Housing Working Group

Questionnaire Results and Analysis



Presented to full Council – 10/04/2024

Publish Date – 17/04/2024

Data Processing

How the questionnaires were handled following submission.

Digital Submissions (via the Online Questionnaire)

- Digital submissions were overseen and monitored by one member of the Affordable Housing Working Group, member with DPA training and an IT professional.
- Platform provides protection from data entries being edited, via audit trails and notification emails triggered to send to participants if detected.
- Digital submissions limited to 1x submission per IP address, built into the form and checking of IP address automated, IP address not logged on submission.
- On closing date, the online platform was closed to the public. The QR code and short link redirected to a page on the Landford Parish Council website advising of closure.

Printed Submissions

- Submissions received in an approved ballot box (used for elections) at the Landford Village Stores.
- On closing date of submissions, the ballot box was opened in the presence of 3x Affordable Housing Working Group members. Answers then compiled on a spreadsheet for future analysis.
- All printed submissions entered in to the online questionnaire, to ensure all answers recorded in the same format. These submissions were made after the public access to the form was closed and access to the form was locked down to invite only access.

After all submissions present on the online platform, the results data was downloaded to a .csv file and analysed using Microsoft Excel.

There is no personally identifiable data present at any stage of the process.

Responses Received

| | |
|-----|---------------------|
| 47 | Online Submissions |
| 108 | Paper Submissions |
| 155 | Total Submissions |
| 3 | Spoiled Submissions |

700 - Printed Questionnaires – Approximated House Holds in Parish

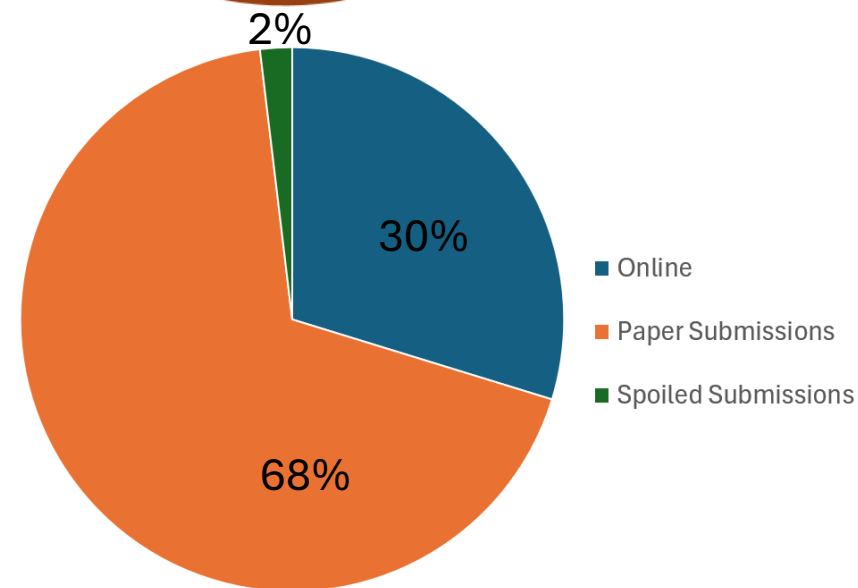
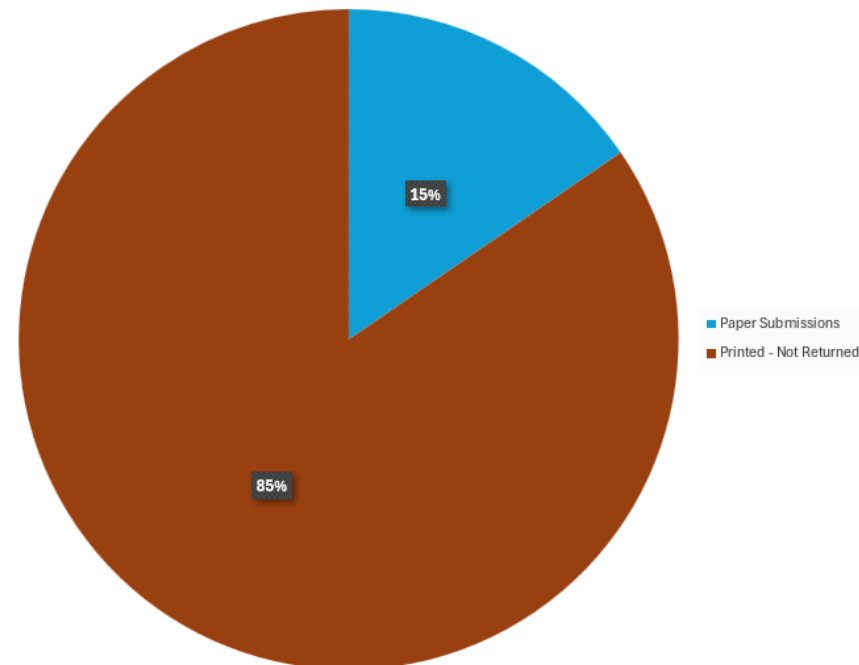
>800 - Properties including business with staff who meet the criteria for completing the questionnaire

15% - Printed Questionnaire Response

22% - Total Response Rate
(to Approximated House Holds in Parish)

19% - Total Response Rate
(including Businesses in the count)

Participation of Printed Questionnaires

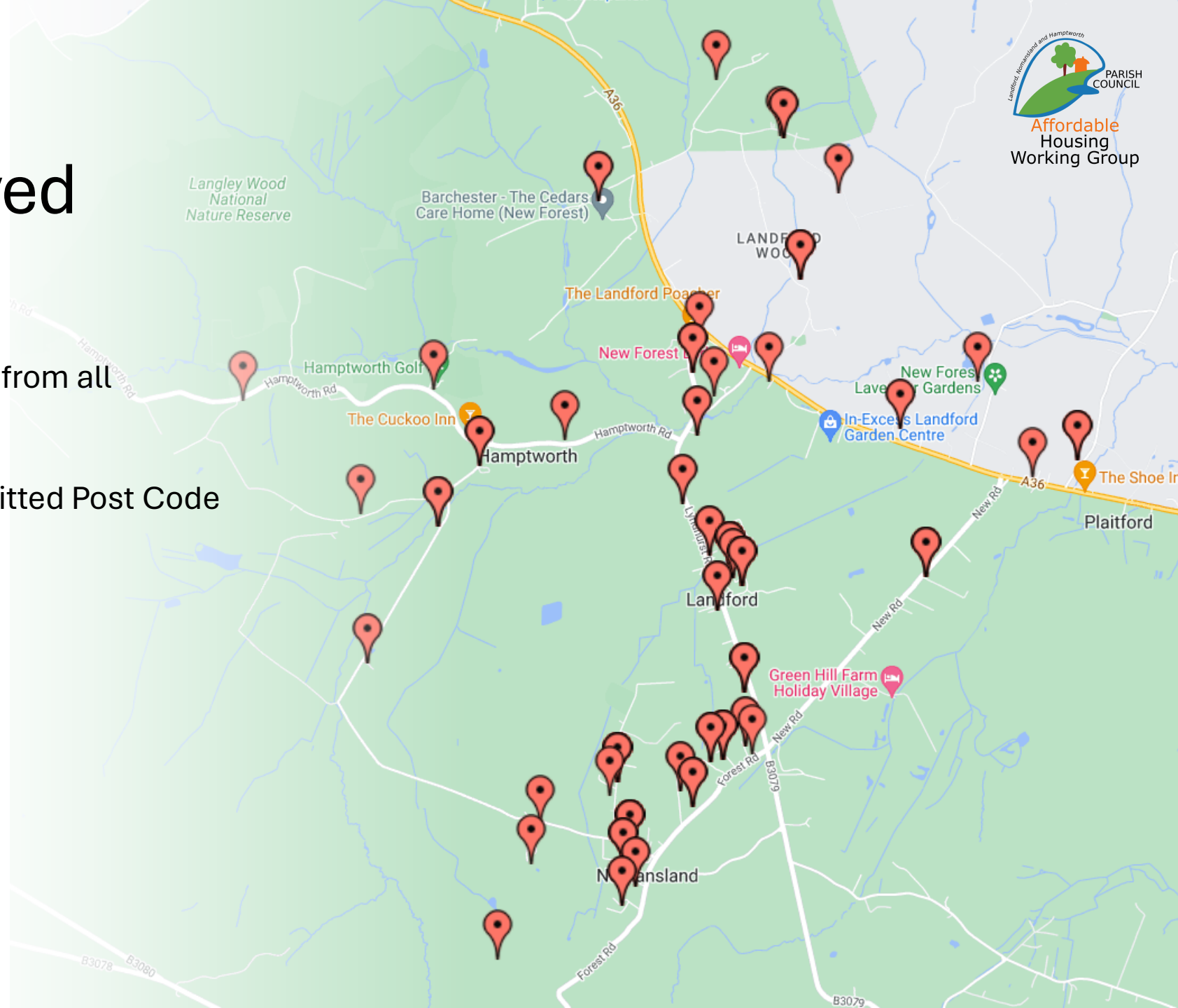


Answers Received

Q1. What is your Postcode?

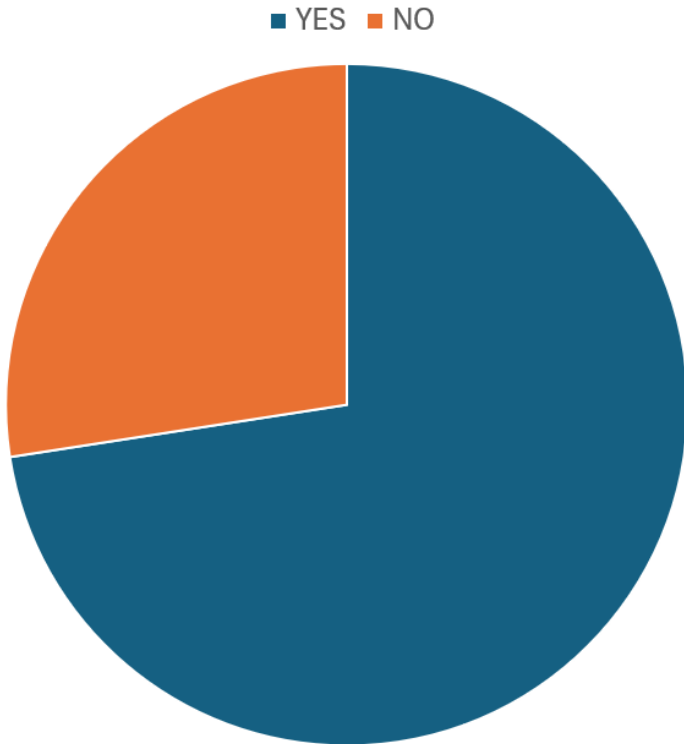
Submissions have been received from all settlements within the Parish.

Each point on this map is a submitted Post Code



Answers Received

Q2. Would you support a small development of affordable housing within the Parish if there was a proven need from residents (or others who meet the criteria) with a genuine local connection?

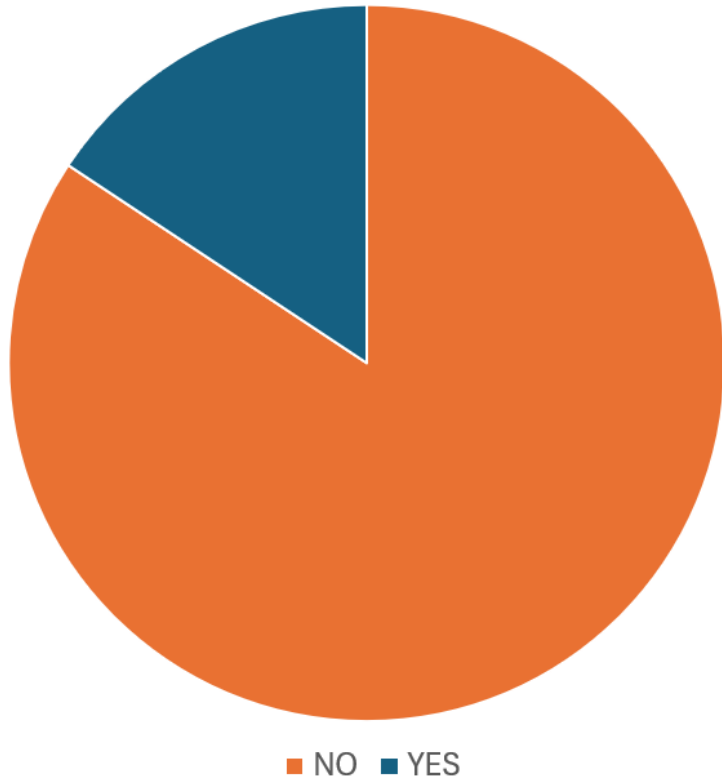


| Answer | Percentage |
|--------|------------|
| YES | 72.55% |
| NO | 27.45% |

| Answer | Count |
|-------------|-------|
| YES | 111 |
| NO | 42 |
| Grand Total | 153 |

Answers Received

Q3. Does anyone living in your home need a separate home now or in the next 5 years?



| Answer | Percentage |
|--------|------------|
| NO | 84.31% |
| YES | 15.69% |

| Answer | Count |
|-------------|-------|
| NO | 129 |
| YES | 24 |
| Grand Total | 153 |

| If yes, how many? | Times Answered |
|-------------------|----------------|
| 1 | 13 |
| 2 | 8 |
| 3 | 1 |
| 4 | 2 |
| Total Individuals | 40 |

Answers Received

Q4. How long have you lived in the Parish?

| | |
|-------------|----|
| 0 - 5 yrs | 12 |
| 6 - 10 yrs | 10 |
| 11 - 15 yrs | 8 |
| 16 - 20 yrs | 13 |
| 21 - 25 yrs | 12 |
| 26 - 35 yrs | 12 |
| 35 yrs + | 27 |

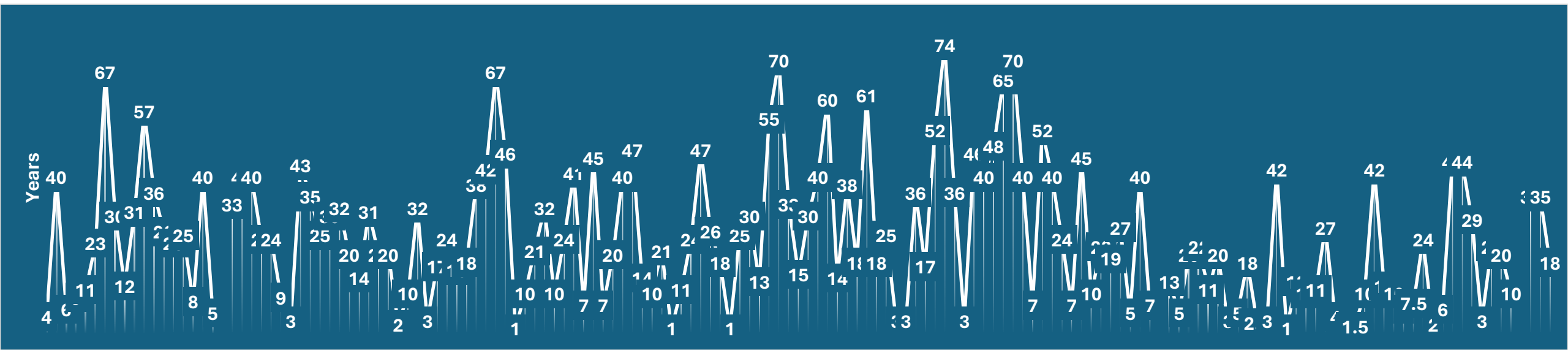
Mean – 24.24 years

Mode – 40 years

Median – 21.5 years

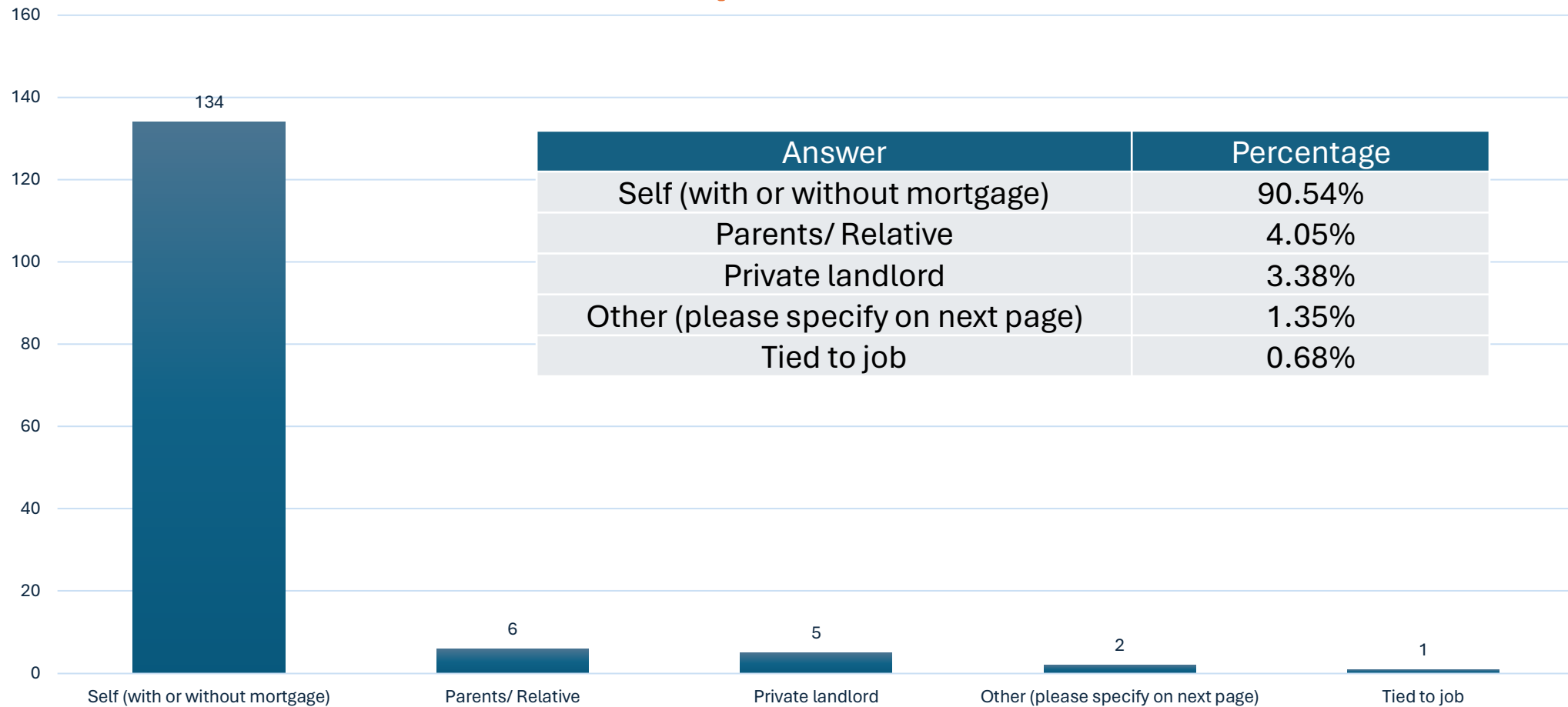
Most – 74 years

Not answered - 3



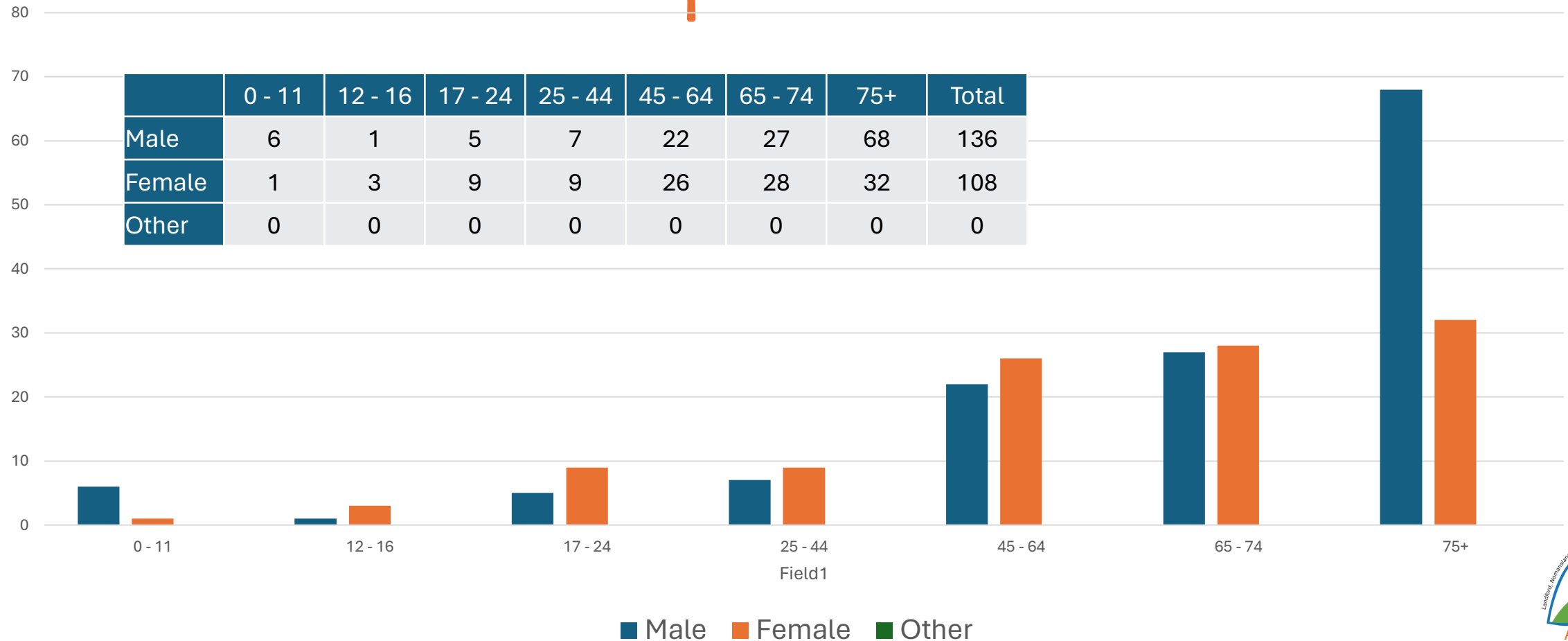
Answers Received

Q5. Who owns the home you live in now?



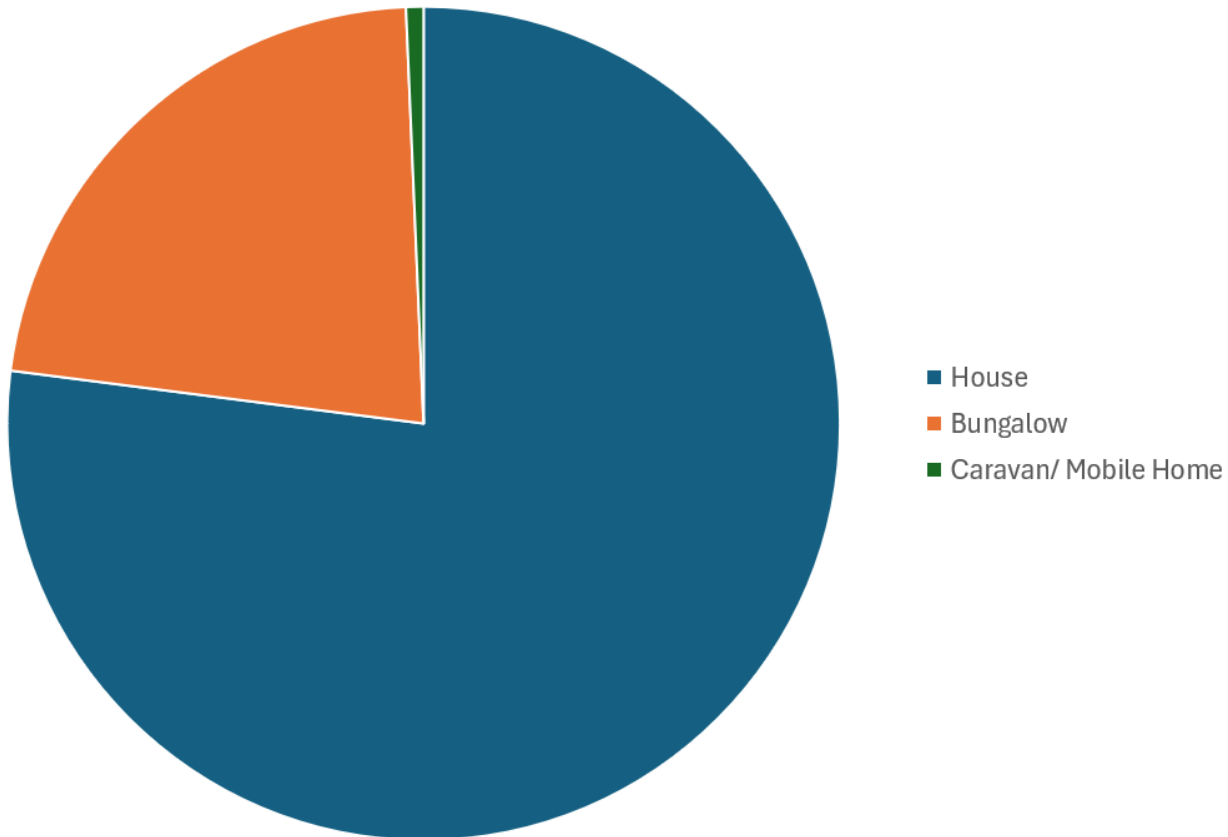
Answers Received

Q6. How many people of each age live in your home?



Answers Received

Q7. What type of home do you live in?

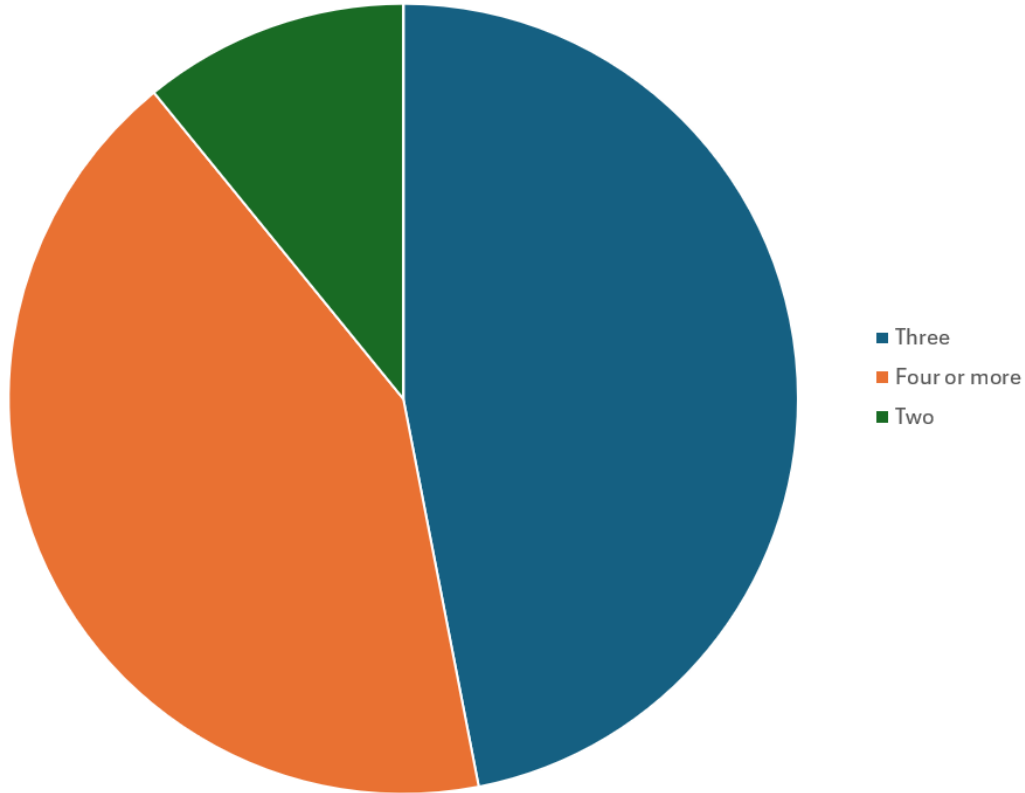


| Answer | Percentage |
|----------------------|------------|
| House | 77.03% |
| Bungalow | 22.30% |
| Caravan/ Mobile Home | 0.68% |

| Answer | Count |
|----------------------|-------|
| House | 114 |
| Bungalow | 33 |
| Caravan/ Mobile Home | 1 |
| Grand Total | 148 |

Answers Received

Q8. How many bedrooms does your home have?



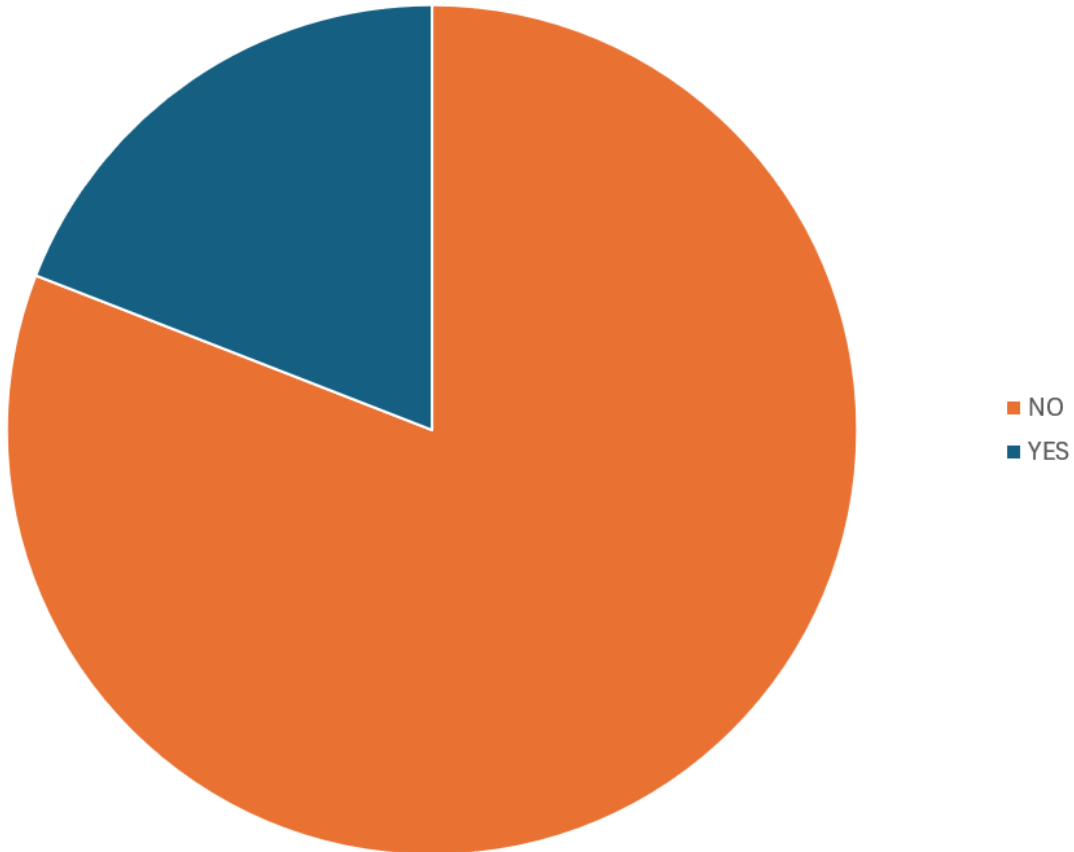
| Answer | Count |
|-----------------|-------|
| Four or more | 62 |
| Three | 69 |
| Two | 16 |
| No answer given | 7 |

| Answer | Percentage |
|--------------|------------|
| Three | 46.94% |
| Four or more | 42.18% |
| Two | 10.88% |

Answers Received

Section 2 – Criteria highlighted at the start of this section:

“Please ONLY complete Section 2 on behalf of yourself, if you (or a friend) need an affordable new home in the next 3 years and would like to live in the Parish of Landford (Landford, Nomansland, Hamptworth & Landford Wood). Please check the published criteria.”

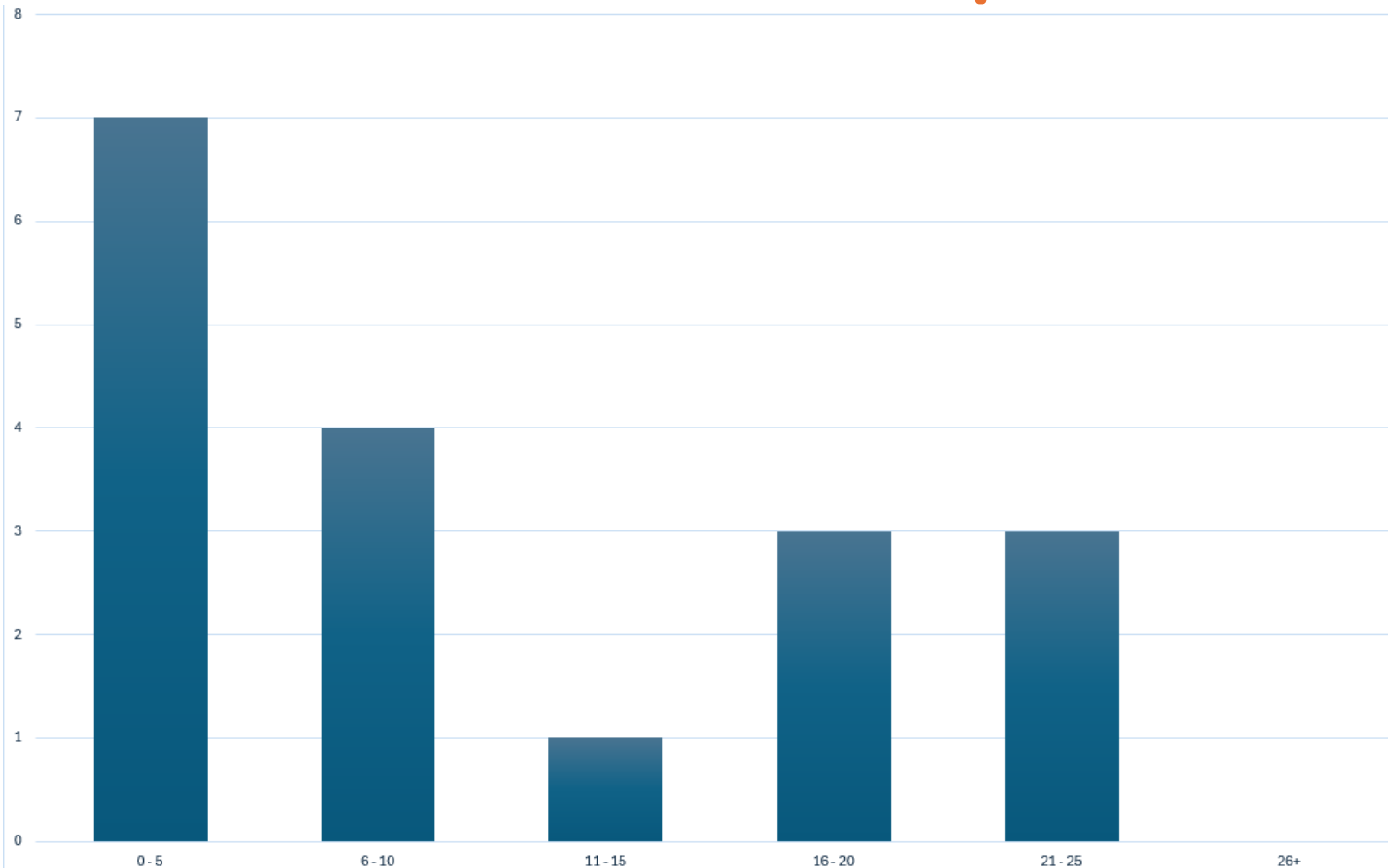


| Answer | Count |
|---------------|-------|
| Not Completed | 123 |
| Completed | 29 |
| Grand Total | 152 |

| Completion of Section 2? | Percentage |
|--------------------------|------------|
| NO | 80.92% |
| YES | 19.08% |

Answers Received

Q9. Does anyone in your family, seeking affordable housing, currently live in the Parish



| Answer | Count |
|-----------|-------|
| YES | 18 |
| NO | 10 |
| No answer | 1 |

If yes, for how many years:

| Years | No. of People |
|---------|---------------|
| 0 - 5 | 7 |
| 6 - 10 | 4 |
| 11 - 15 | 1 |
| 16 - 20 | 3 |
| 21 - 25 | 3 |
| 26+ | 0 |

Answers Received

Q10. Is there anyone in your household on the Housing Register?

| Answer | Count |
|--------|-------|
| NO | 28 |
| YES | 1 |

Q11. Is there anyone in your household who has tried to register?

| Answer | Count |
|-----------|-------|
| NO | 26 |
| YES | 1 |
| No Answer | 2 |

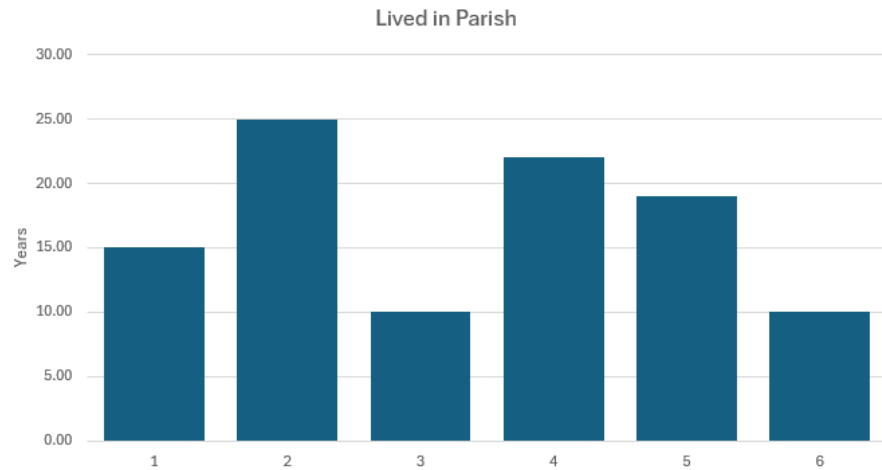
Answers Received

Q12. Is there a reason why anyone in your household has not applied to become registered on the Housing Register?

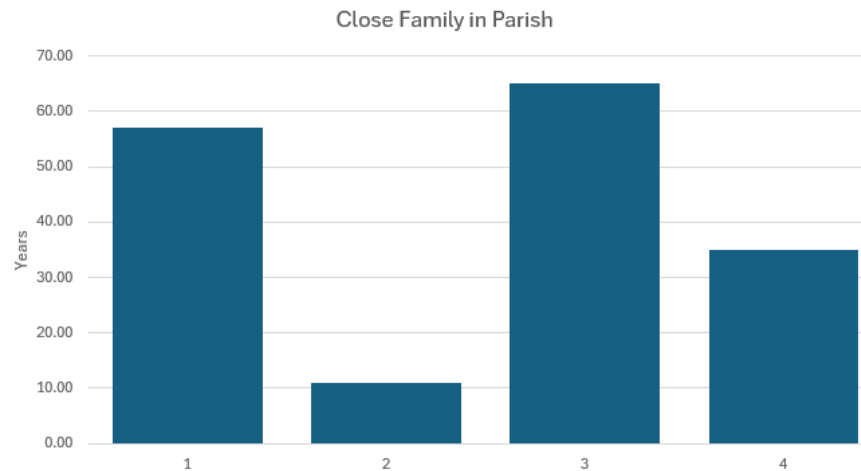
| Answer | Count |
|---|-----------|
| Did not believe they qualified to register on the Housing Register | 8 |
| Did not know about the Housing Register | 11 |
| Did not want Children to have to move to another school if there were no Affordable Homes offered within the Parish of Landford | 1 |
| Other | 1 |
| Grand Total | 21 |

Answers Received

Q13. If the household does not live in the Parish now, what is their connection to it? (For each box ticked please state for how long and when)

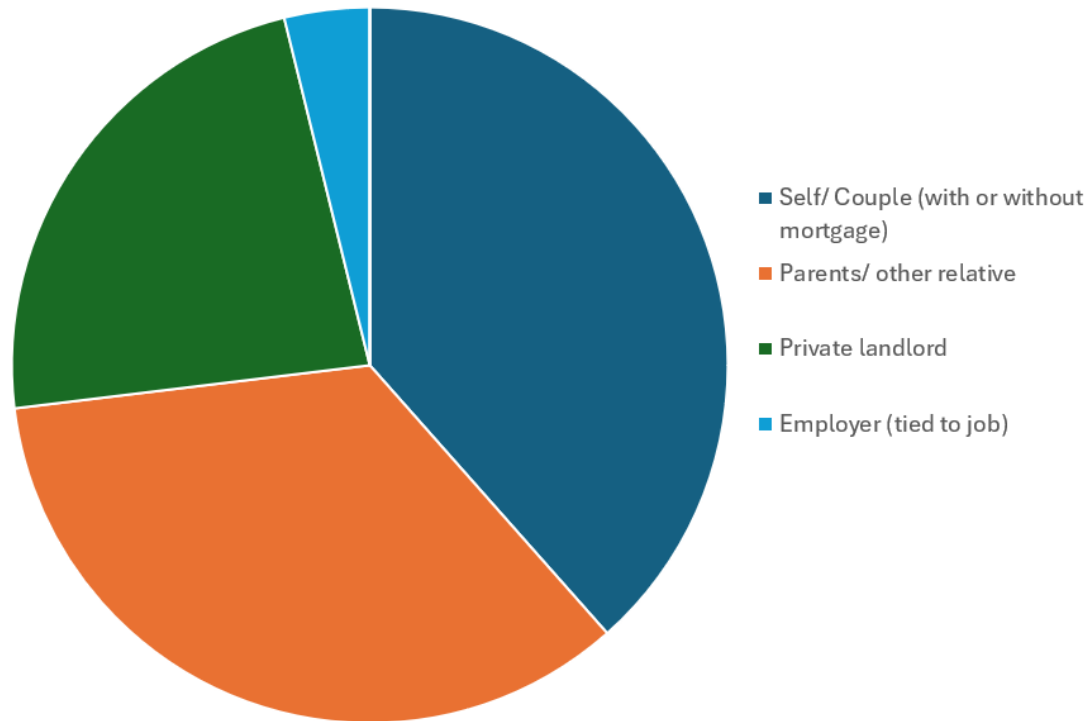


| Answer | Count of Answers |
|---------------------------|------------------|
| Lived in Parish | 6 |
| Close Family in Parish | 4 |
| Work/ Volunteer in Parish | 5 |



Answers Received

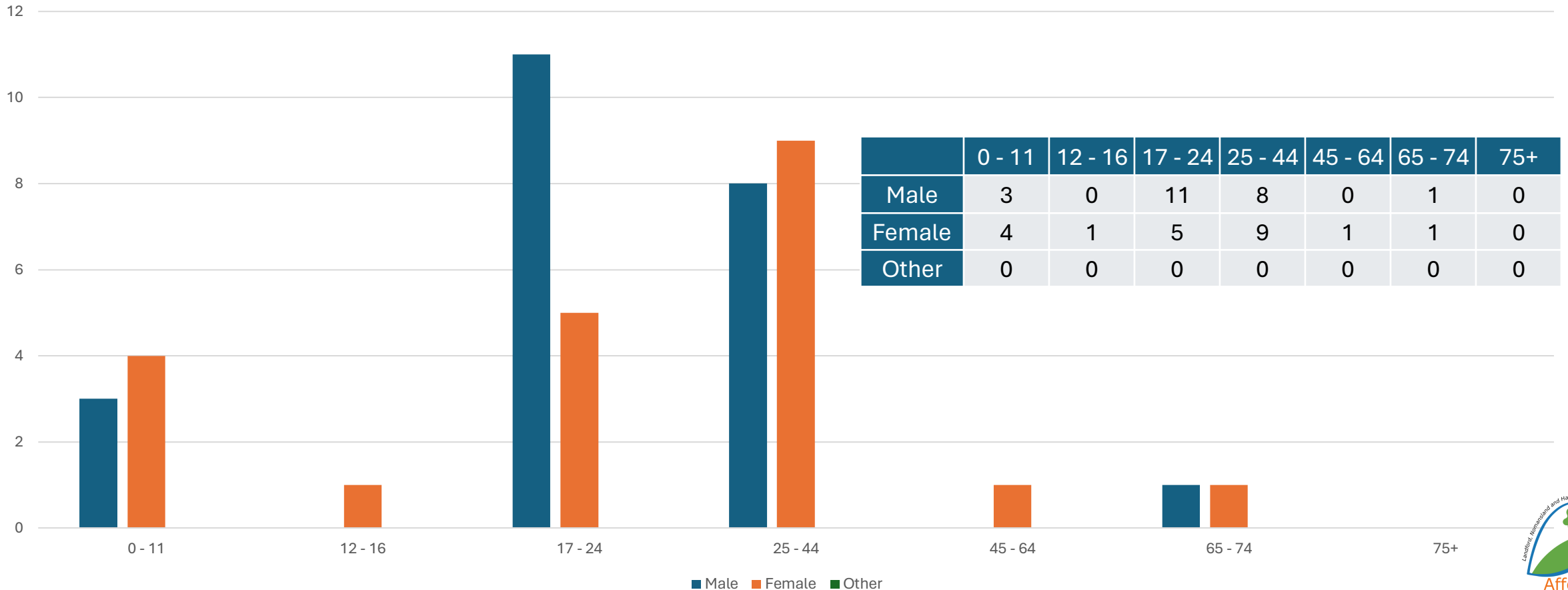
Q14. Who owns the home in which you currently live?



| Answer | Count |
|---|-----------|
| Self/ Couple (with or without mortgage) | 10 |
| Parents/ other relative | 9 |
| Private landlord | 6 |
| Employer (tied to job) | 1 |
| Not Answered | 3 |
| Grand Total | 26 |

Answers Received

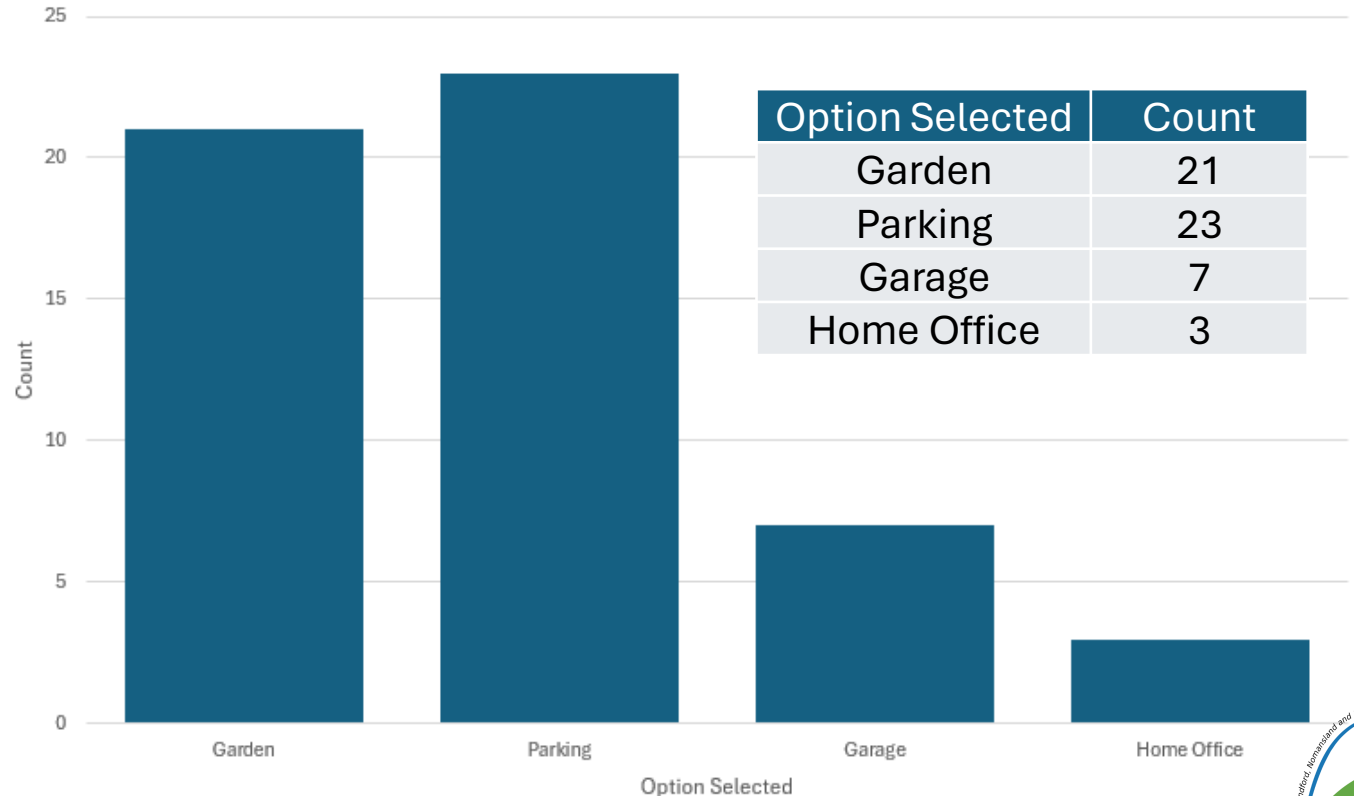
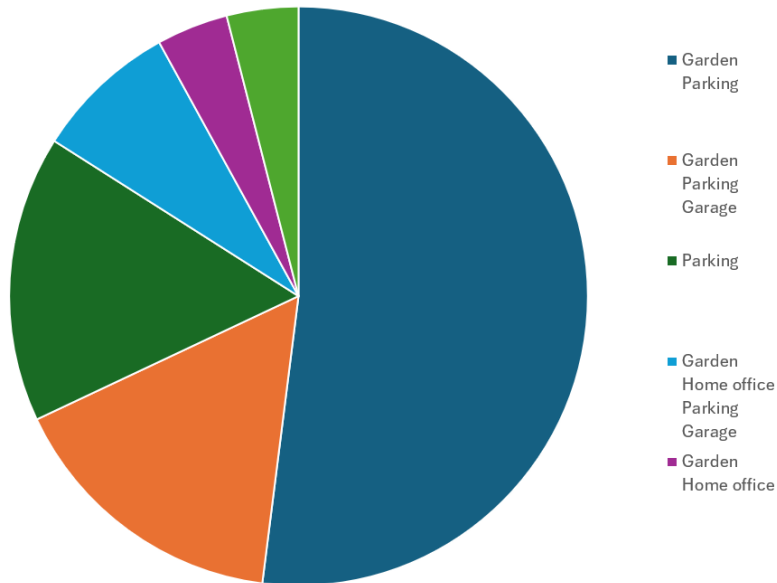
Q17. How many people of each age group would live in the new home?



Answers Received

Q18. Do you have specific preferences in a new home?

| Individual Answers | Count |
|--------------------------------------|-------|
| Garden/ Parking | 13 |
| Garden/ Parking/ Garage | 4 |
| Parking | 4 |
| Garden/ Home office/ Parking/ Garage | 2 |
| Garden/ Home office | 1 |
| Garden/ Garage | 1 |



Answers Received

Q19. How many bedrooms would your home need?

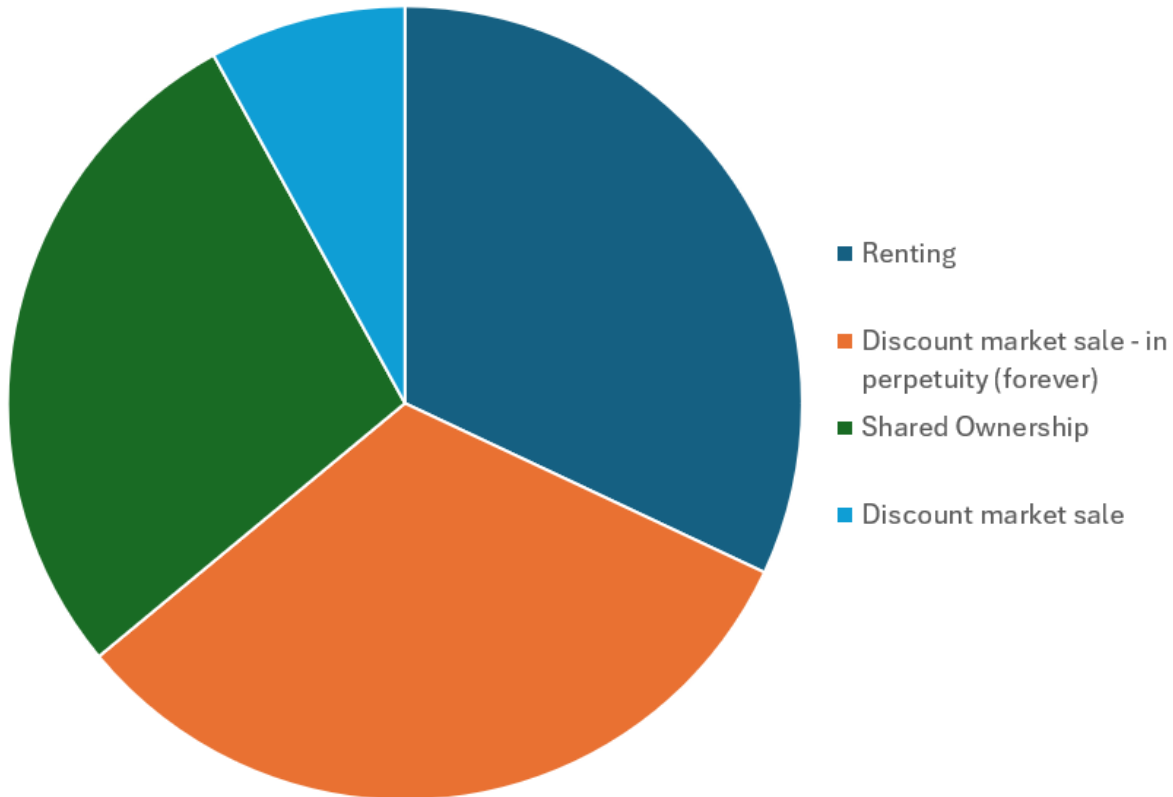


- Two
- Three

| Answer | Count |
|--------|-------|
| Two | 14 |
| Three | 14 |

Answers Received

Q20. Which tenure would best suit your housing needs?

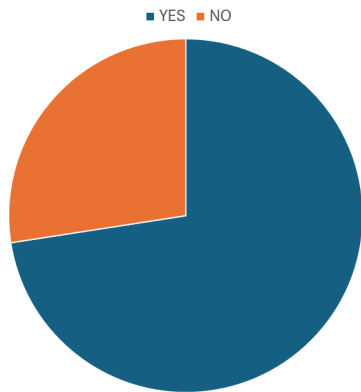


| Answer | Count |
|--|-------|
| Renting | 8 |
| Discount market sale - in perpetuity (forever) | 8 |
| Shared Ownership | 7 |
| Discount market sale | 2 |

Conclusion

Would you support a small development of affordable housing within the Parish if there was a proven need from residents (or others who meet the criteria) with a genuine local connection?

| Answer | Percentage |
|--------|------------|
| YES | 72.55% |
| NO | 27.45% |



Does anyone living in your home need a separate home now or in the next 5 years?

| Answer | Percentage |
|--------|------------|
| NO | 84.31% |
| YES | 15.69% |

| If yes, how many? | Times Answered |
|-------------------|----------------|
| 1 | 13 |
| 2 | 8 |
| 3 | 1 |
| 4 | 2 |
| Total Individuals | 40 |

